

GLOBAL WIND STATISTICS

2015

10.2.2016

GWEC

GLOBAL WIND ENERGY COUNCIL



GLOBAL INSTALLED WIND POWER CAPACITY (MW) – REGIONAL DISTRIBUTION

		End 2014	New 2015	Total End 2015
AFRICA & MIDDLE EAST				
	South Africa	570	483	1,053
	Morocco	787	-	787
	Egypt	610	-	610
	Tunisia	245	-	245
	Ethiopia	171	153	324
	Jordan	2	117	119
	Other ¹	151	-	151
	Total	2,536	753	3,289
ASIA				
	PR China**	114,604	30,500	145,104
	India	22,465	2,623	25,088
	Japan	2,794	245	3,038
	South Korea	610	225	835
	Taiwan	633	14	647
	Pakistan	256	-	256
	Thailand	223	-	223
	Philippines	216	-	216
	Other ²	167	-	167
	Total	141,968	33,606	175,573
EUROPE				
	Germany	39,128	6,013	44,947
	Spain	23,025	-	23,025
	UK	12,633	975	13,603
	France	9,285	1,073	10,358
	Italy	8,663	295	8,958
	Sweden	5,425	615	6,025
	Poland	3,834	1,266	5,100
	Portugal	4,947	132	5,079
	Denmark	4,881	217	5,063
	Turkey	3,738	956	4,694
	Netherlands	2,865	586	3,431
	Romania	2,953	23	2,976
	Ireland	2,262	224	2,486
	Austria	2,089	323	2,411
	Belgium	1,959	274	2,229
	Rest of Europe ³	6,564	833	7,387
	Total Europe	134,251	13,805	147,771
	of which EU-28 ⁴	129,060	12,800	141,578
LATIN AMERICA & CARIBBEAN				
	Brazil*	5,962	2,754	8,715
	Chile	764	169	933
	Uruguay	529	316	845
	Argentina	271	8	279
	Panama	35	235	270
	Costa Rica	198	70	268
	Honduras	126	50	176
	Peru	148	-	148
	Guatemala	-	50	50
	Caribbean ⁵	250	-	250
	Others ⁶	285	-	285
	Total	8,568	3,652	12,220
NORTH AMERICA				
	USA	65,877	8,598	74,471
	Canada	9,694	1,506	11,200
	Mexico	2,359	714	3,073
	Total	77,930	10,817	88,744
PACIFIC REGION				
	Australia	3,807	380	4,187
	New Zealand	623	-	623
	Pacific Islands	12	-	12
	Total	4,442	380	4,822
	World total	369,695	63,013	432,419

Source: GWEC

1 Algeria, Cape Verde, Iran, Israel, Kenya, Libya, Nigeria

2 Bangladesh, Mongolia, Sri Lanka, Vietnam

3 Bulgaria, Cyprus, Czech Republic, Estonia, Finland, Faroe Islands, FYROM, Hungary, Iceland, Latvia, Liechtenstein, Lithuania, Luxembourg, Malta, Norway, Romania, Russia, Switzerland, Slovakia, Slovenia, Ukraine

4 Austria, Belgium, Bulgaria, Cyprus, Croatia, Czech Republic, Denmark, Estonia, Finland, France, Germany, Greece, Hungary, Ireland, Italy, Latvia, Lithuania, Luxembourg, Malta, Netherlands, Poland, Portugal, Romania, Slovakia, Slovenia, Spain, Sweden, UK

5 Caribbean: Aruba, Bonaire, Curacao, Cuba, Dominica, Guadalupe, Jamaica, Martinica, Granada, St. Kitts and Nevis

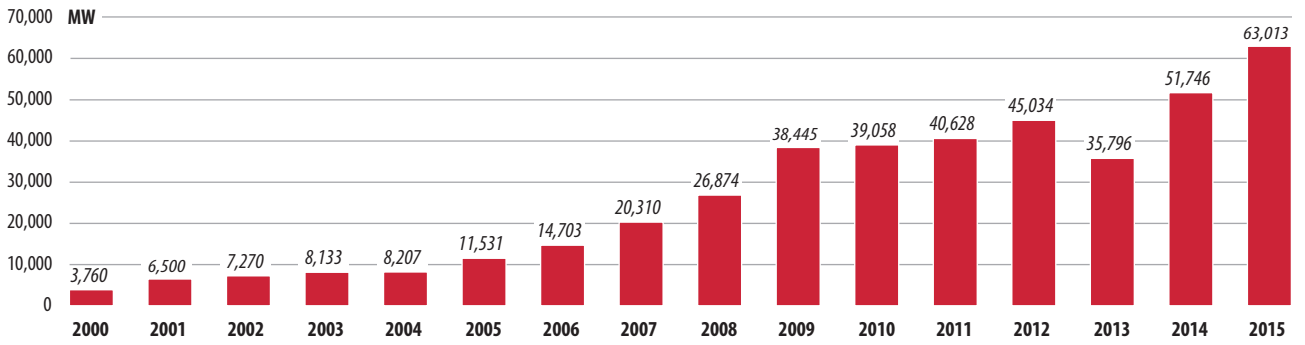
6 Bolivia, Colombia, Ecuador, Nicaragua, Venezuela

Note: Project decommissioning of approximately 290 MW and rounding affect the final sums

* Projects fully commissioned, grid connections pending in some cases

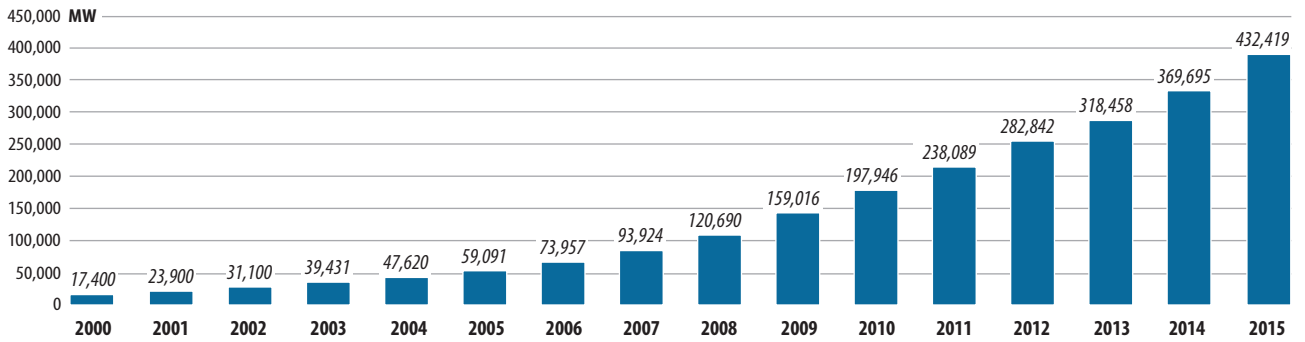
** Provisional figure

GLOBAL ANNUAL INSTALLED WIND CAPACITY 2000-2015



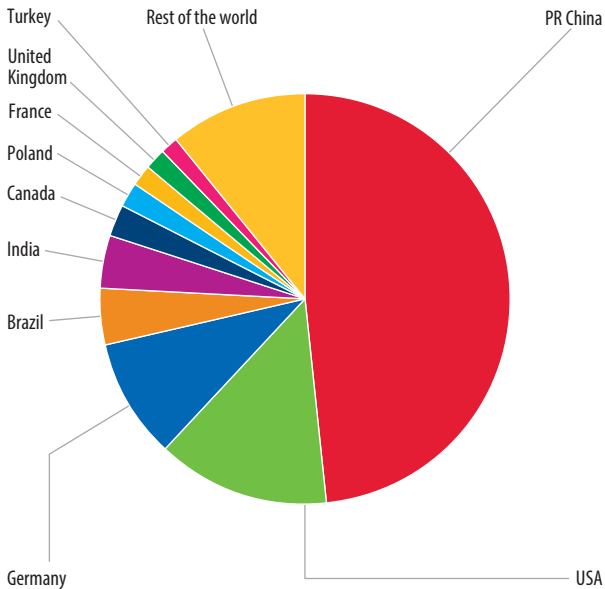
Source: GWEC

GLOBAL CUMULATIVE INSTALLED WIND CAPACITY 2000-2015



Source: GWEC

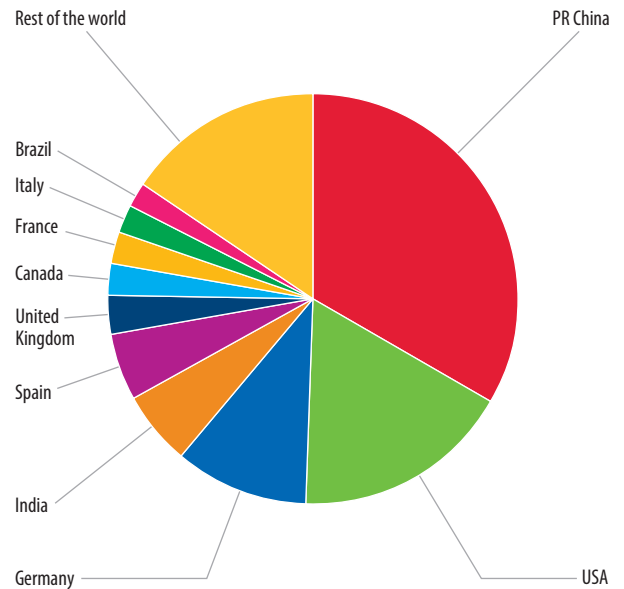
TOP 10 NEW INSTALLED CAPACITY JAN-DEC 2015



Country	MW	% Share
PR China**	30,500	48.4
USA	8,598	13.6
Germany	6,013	9.5
Brazil	2,754	4.4
India	2,623	4.2
Canada	1,506	2.4
Poland	1,266	2.0
France	1,073	1.7
United Kingdom	975	1.5
Turkey	956	1.5
Rest of the world	6,749	10.7
Total TOP 10	56,264	89
World Total	63,013	100

Source: GWEC

TOP 10 CUMULATIVE CAPACITY DEC 2015

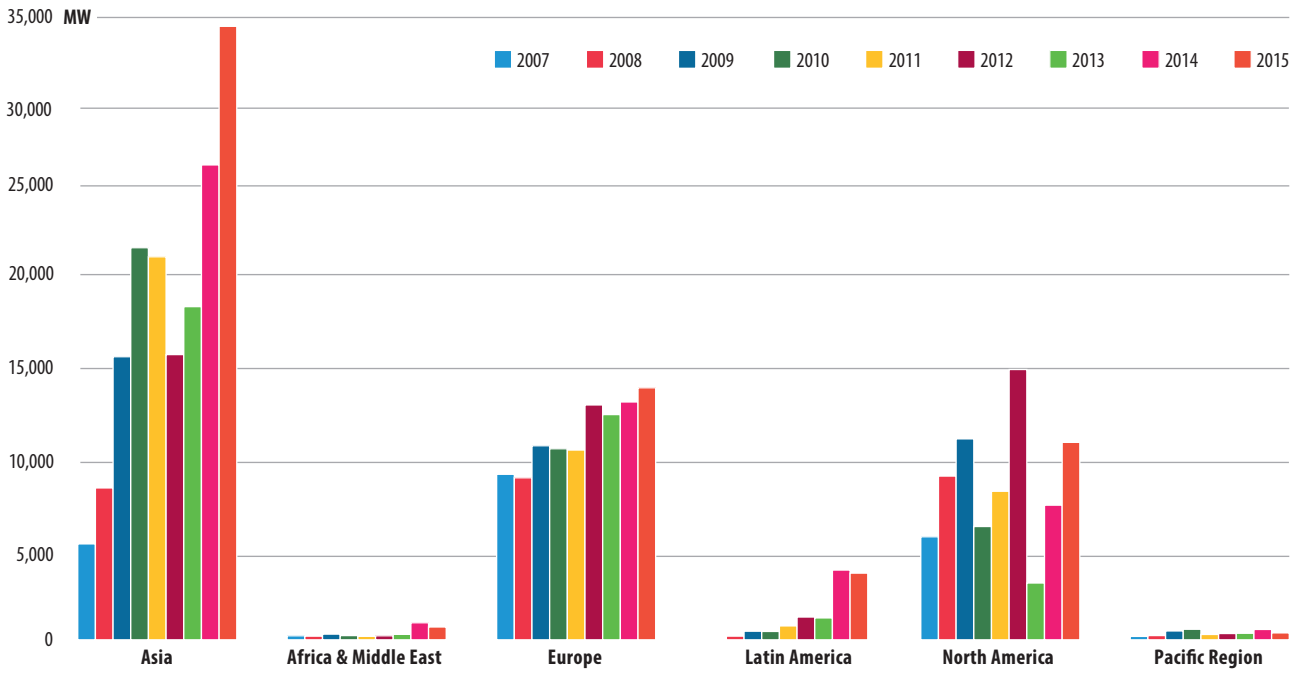


Country	MW	% Share
PR China**	145,104	33.6
USA	74,471	17.2
Germany	44,947	10.4
India	25,088	5.8
Spain	23,025	5.3
United Kingdom	13,603	3.1
Canada	11,200	2.6
France	10,358	2.4
Italy	8,958	2.1
Brazil	8,715	2.0
Rest of the world	66,951	15.5
Total TOP 10	365,468	84.5
World Total	432,419	100

Source: GWEC

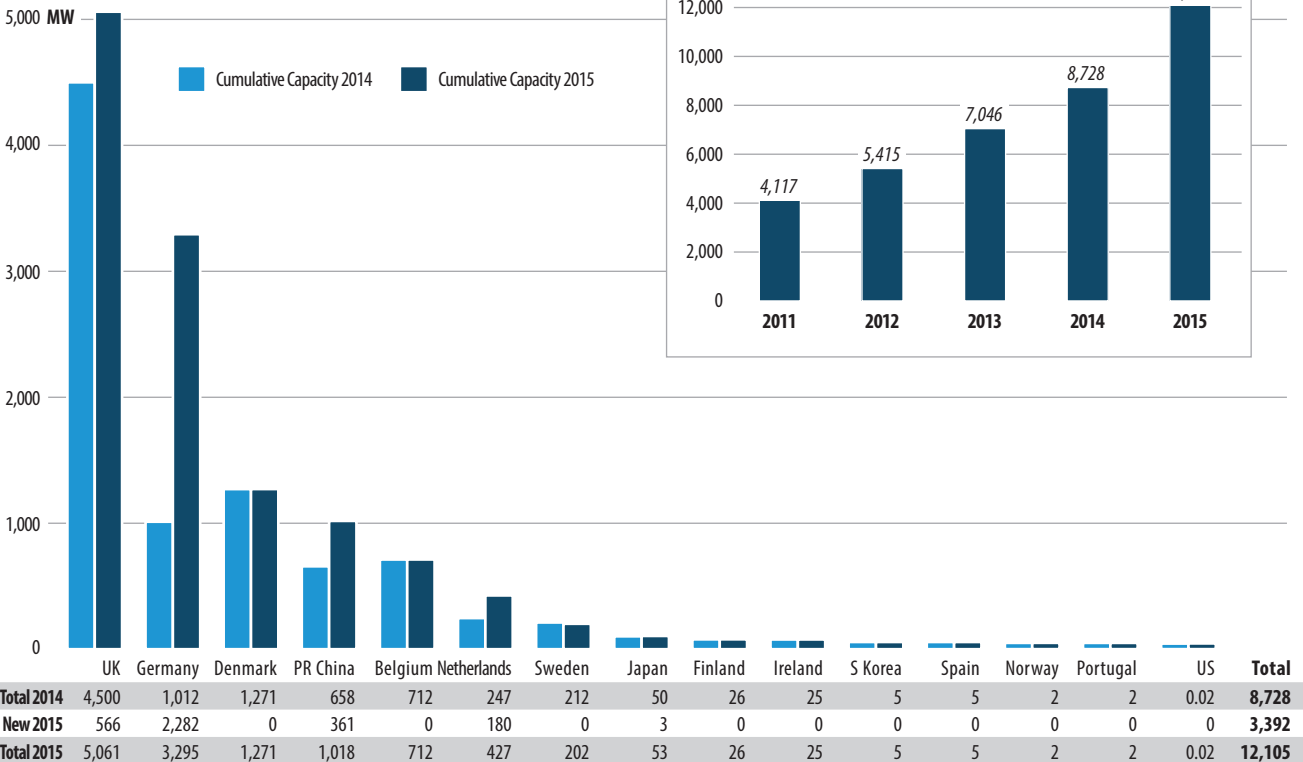
** Provisional figure

ANNUAL INSTALLED CAPACITY BY REGION 2007-2015



Source: GWEC

GLOBAL CUMULATIVE OFFSHORE WIND CAPACITY IN 2015



Source: GWEC

Note: Sweden and UK had decommissioning of 10MW and 6MW offshore capacity respectively
Rounding affects the final sums

For more information, please contact:

LAUHA FRIED
Communications Director
GLOBAL WIND ENERGY COUNCIL

Tel: + 32 2 213 18 98
Mob: + 32 477 364 251
Email: lauha.fried@gwec.net

GLOBAL WIND ENERGY COUNCIL
Rue d'Arlon 80
1040 Brussels, Belgium

