

GLOBAL WIND STATISTICS | 2012

11.02.2013

GWEC
GLOBAL WIND ENERGY COUNCIL



| GLOBAL INSTALLED WIND POWER CAPACITY (MW) – REGIONAL DISTRIBUTION | | | |
|---|----------------|---------------|---------------------|
| | End 2011 | New 2012 | Total (End of 2012) |
| AFRICA & MIDDLE EAST | | | |
| Tunisia | 54 | 50 | 104 |
| Ethiopia | - | 52 | 52 |
| Egypt | 550 | - | 550 |
| Morocco | 291 | - | 291 |
| Iran | 91 | - | 91 |
| Cape Verde | 24 | - | 24 |
| Other ⁽¹⁾ | 23 | - | 23 |
| Total | 1,033 | 102 | 1,135 |
| ASIA | | | |
| PR China** | 62,364 | 13,200 | 75,564 |
| India | 16,084 | 2,336 | 18,421 |
| Japan | 2,536 | 88 | 2,614 |
| Taiwan | 564 | - | 564 |
| South Korea | 407 | 76 | 483 |
| Pakistan | 6 | 50 | 56 |
| Other ⁽²⁾ | 109 | - | 108 |
| Total | 82,070 | 15,750 | 97,810 |
| EUROPE | | | |
| Germany | 29,071 | 2,439 | 31,332 |
| Spain | 21,674 | 1,122 | 22,796 |
| UK | 6,556 | 1,897 | 8,445 |
| Italy | 6,878 | 1,273 | 8,144 |
| France** | 6,792 | 404 | 7,196 |
| Portugal | 4,379 | 145 | 4,525 |
| Denmark | 3,956 | 217 | 4,162 |
| Sweden | 2,899 | 846 | 3,745 |
| Poland | 1,616 | 880 | 2,497 |
| Netherlands | 2,272 | 119 | 2,391 |
| Turkey | 1,806 | 506 | 2,312 |
| Romania | 982 | 923 | 1,905 |
| Greece | 1,634 | 117 | 1,749 |
| Ireland | 1,614 | 125 | 1,738 |
| Austria | 1,084 | 296 | 1,378 |
| Rest of Europe ⁽³⁾ | 3,815 | 1,106 | 4,922 |
| Total Europe | 97,028 | 12,416 | 109,237 |
| of which EU-27 ⁽⁴⁾ | 94,337 | 11,566 | 105,696 |
| LATIN AMERICA & CARIBBEAN | | | |
| Brazil | 1,431 | 1,077 | 2,508 |
| Argentina | 113 | 54 | 167 |
| Costa Rica | 132 | 15 | 147 |
| Nicaragua | 62 | 40 | 102 |
| Venezuela | - | 30 | 30 |
| Uruguay | 43 | 9 | 52 |
| Caribbean ⁽⁵⁾ | 271 | - | 271 |
| Others ⁽⁶⁾ | 229 | - | 229 |
| Total | 2,280 | 1,225 | 3,505 |
| NORTH AMERICA | | | |
| USA | 46,929 | 13,124 | 60,007 |
| Canada | 5,265 | 935 | 6,200 |
| Mexico | 569 | 801 | 1,370 |
| Total | 52,763 | 14,860 | 67,576 |
| PACIFIC REGION | | | |
| Australia | 2,226 | 358 | 2,584 |
| New Zealand | 623 | - | 623 |
| Pacific Islands | 12 | - | 12 |
| Total | 2,861 | 358 | 3,219 |
| World total | 238,035 | 44,711 | 282,482 |

** Provisional Figure

1 Israel, Jordan, Kenya, Libya, Nigeria, South Africa

2 Bangladesh, Indonesia, Philippines, Sri Lanka, Thailand, Vietnam

3 Bulgaria, Croatia, Cyprus, Czech Republic, Estonia, Finland, Faroe Islands, FYROM, Hungary, Iceland, Latvia, Liechtenstein, Lithuania, Luxembourg, Malta, Norway, Romania, Russia, Switzerland, Slovakia, Slovenia, Ukraine.

4 Austria, Belgium, Bulgaria, Cyprus, Czech Republic, Denmark, Estonia, Finland, France, Germany, Greece, Hungary, Ireland, Italy, Latvia, Lithuania, Luxembourg, Malta, Netherlands, Poland, Portugal, Romania, Slovakia, Slovenia, Spain, Sweden, UK

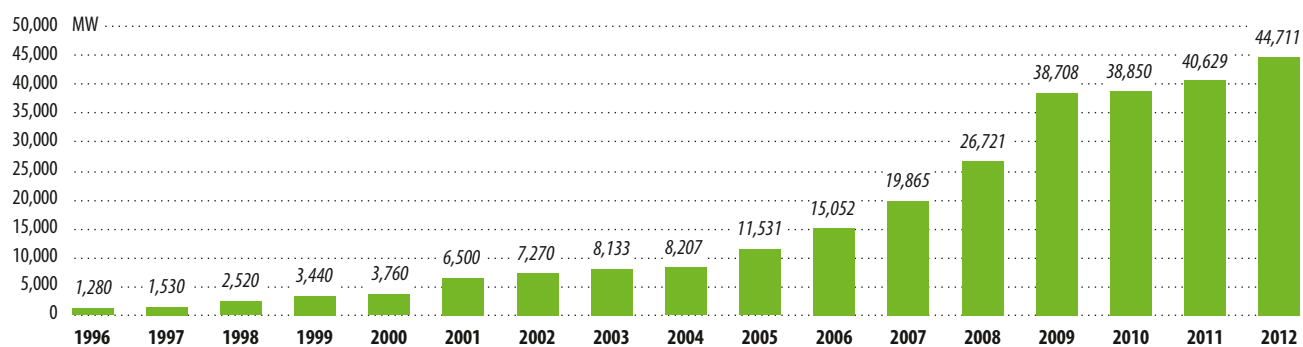
5 Caribbean: Aruba, Bonaire, Curacao, Cuba, Dominica, Dominican Republic, Guadalupe, Honduras, Jamaica, Martinique

6 Colombia, Chile, Ecuador, Peru

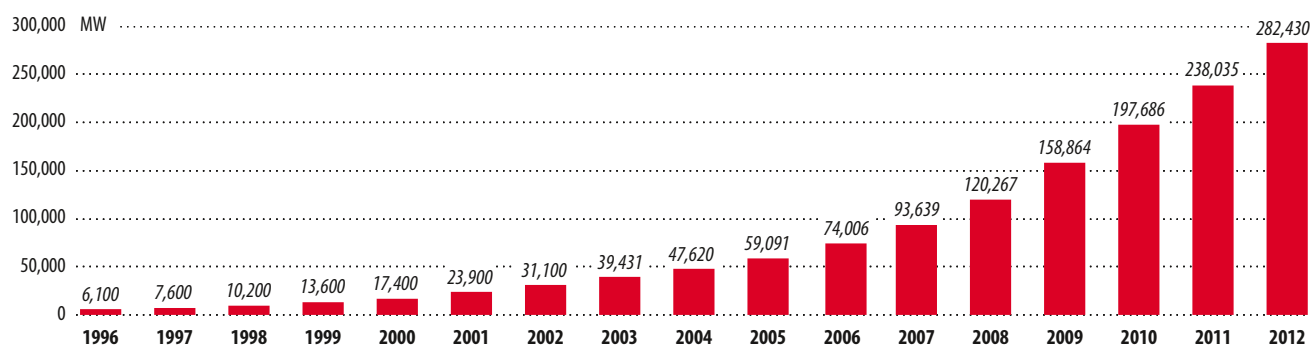
Please note: Project decommissioning of approximately 263 MW and rounding affect the final sums

Source: GWEC

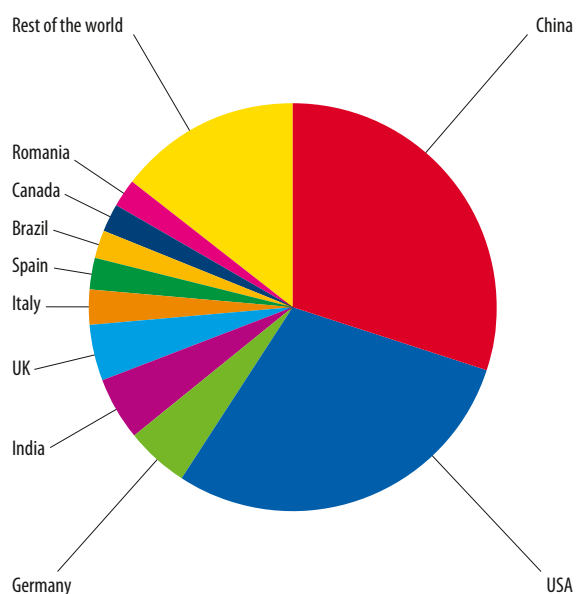
GLOBAL ANNUAL INSTALLED WIND CAPACITY 1996-2012



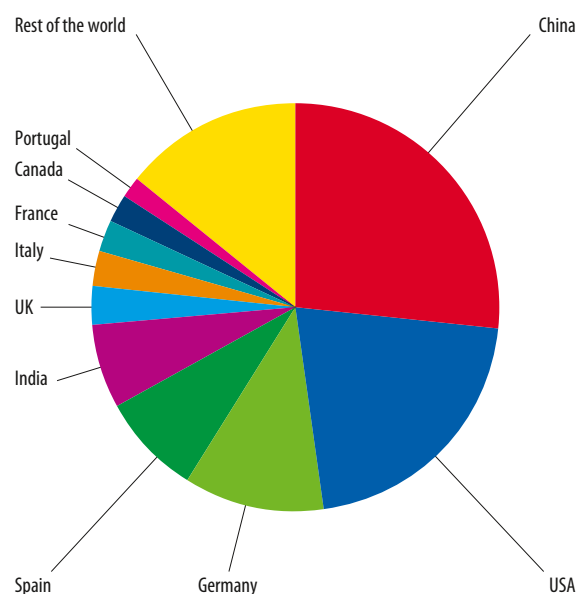
GLOBAL CUMULATIVE INSTALLED WIND CAPACITY 1996-2012



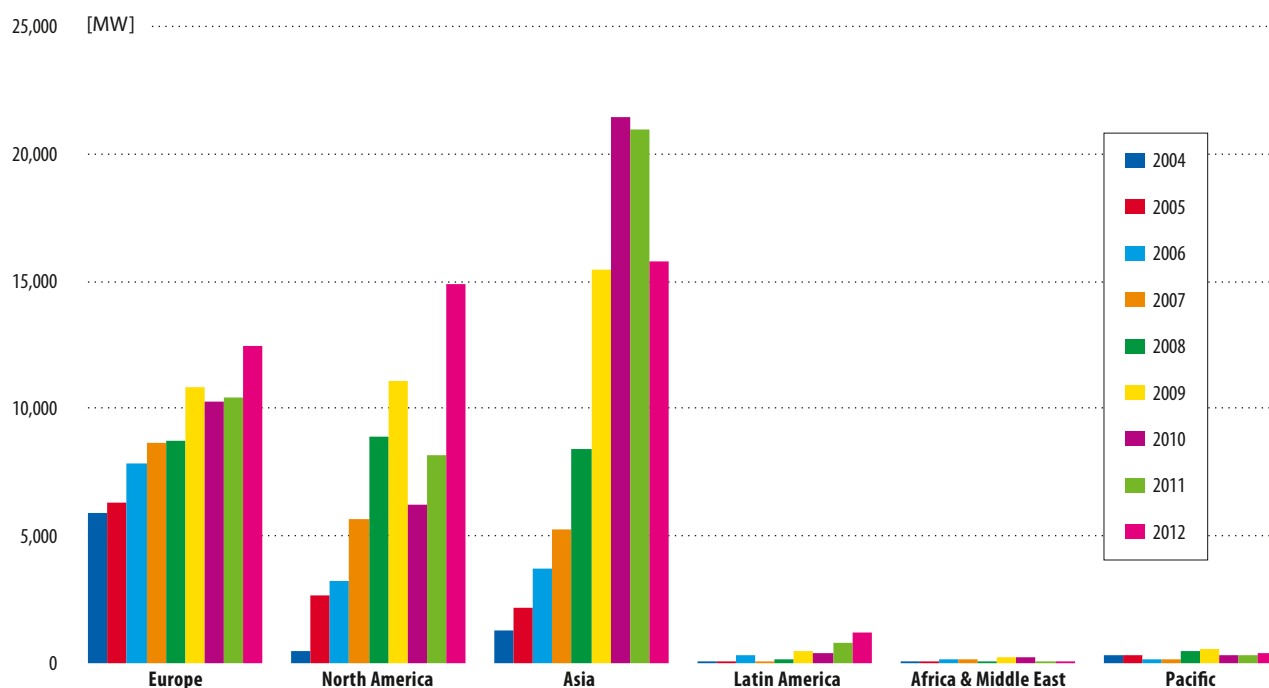
TOP 10 NEW INSTALLED CAPACITY JAN-DEC 2012



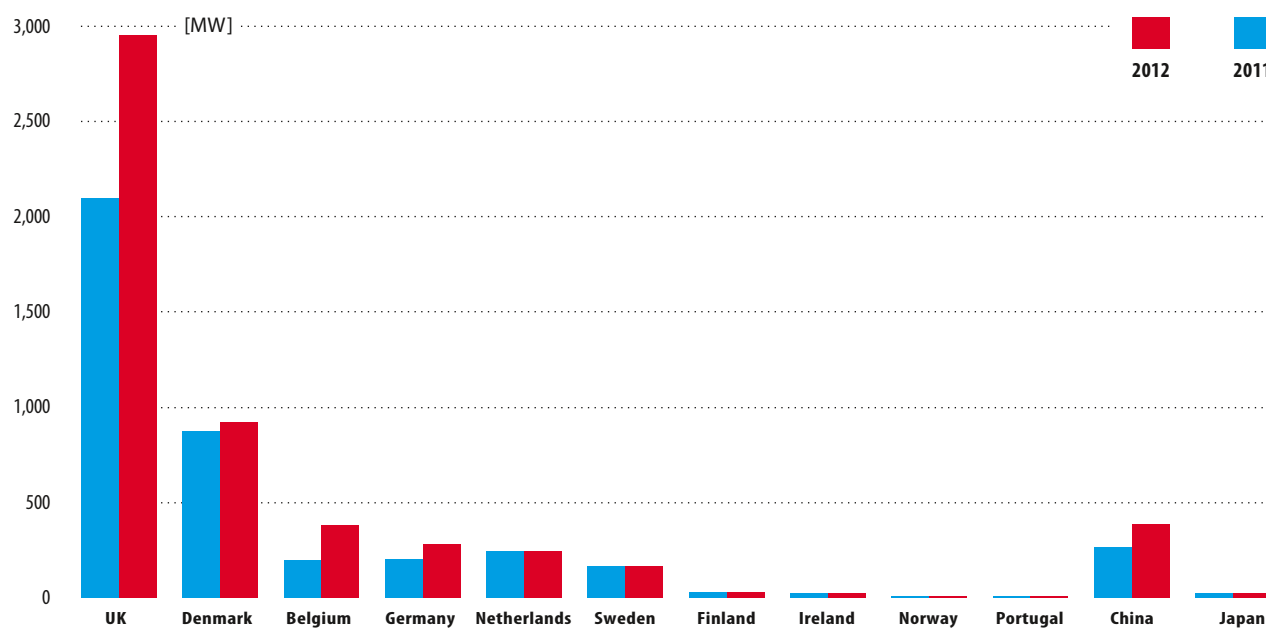
TOP 10 CUMULATIVE CAPACITY DEC 2012



ANNUAL INSTALLED CAPACITY BY REGION 2004-2012



GLOBAL CUMULATIVE OFFSHORE INSTALLED CAPACITY



| Offshore (MW) | Total 2011 | New 2012 | Total 2012 |
|---------------|----------------|----------------|----------------|
| UK | 2,093.6 | 854.2 | 2,947.9 |
| Denmark | 874.3 | 46.8 | 921.1 |
| Belgium | 195.0 | 184.5 | 379.5 |
| Germany | 200.3 | 80.0 | 280.3 |
| Netherlands | 246.8 | 0.0 | 246.8 |
| Sweden | 163.7 | 0.0 | 163.7 |
| Finland | 26.3 | 0.0 | 26.3 |
| Ireland | 25.2 | 0.0 | 25.2 |
| Norway | 2.3 | 0.0 | 2.3 |
| Portugal | 2.0 | 0.0 | 2.0 |
| PR China | 262.6 | 127.0 | 389.6 |
| Japan | 25.2 | 0.1 | 25.3 |
| Total | 4,117.3 | 1,292.6 | 5,410.0 |

For more information, please contact:

LAUHA FRIED
Communications Director
GLOBAL WIND ENERGY COUNCIL

Tel: + 32 2 213 18 98
Mob: + 32 477 364 251
Email: lauha.fried@gwec.net

GLOBAL WIND ENERGY COUNCIL
Rue d'Arlon 80
1040 Brussels, Belgium

