

GLOBAL WIND STATISTICS

2014

10.2.2015

GWEC
GLOBAL WIND ENERGY COUNCIL



GLOBAL INSTALLED WIND POWER CAPACITY (MW) – REGIONAL DISTRIBUTION

	End 2013	New 2014	Total (End 2014)
AFRICA & MIDDLE EAST			
Morocco	487	300	787
South Africa	10	560	570
Egypt	550	60	610
Tunisia	255	-	255
Ethiopia	171	-	171
Cape Verde	24	-	24
Other ¹	115	14	129
Total	1,612	934	2,545
ASIA			
PR China*	91,412	23,351	114,763
India	20,150	2,315	22,465
Japan	2,669	130	2,789
Taiwan	614	18	633
South Korea	561	47	609
Thailand	223	-	223
Pakistan	106	150	256
Philippines	66	150	216
Other ²	167	-	167
Total	115,968	26,161	142,119
EUROPE			
Germany	34,250	5,279	39,165
Spain	22,959	28	22,987
UK	10,711	1,736	12,440
France	8,243	1,042	9,285
Italy	8,558	108	8,663
Sweden	4,382	1,050	5,425
Portugal*	4,730	184	4,914
Denmark	4,807	67	4,845
Poland	3,390	444	3,834
Turkey	2,958	804	3,763
Romania	2,600	354	2,954
Netherlands	2,671	141	2,805
Ireland	2,049	222	2,272
Austria	1,684	411	2,095
Greece	1,866	114	1,980
Rest of Europe ³	5,715	835	6,543
Total Europe	121,573	12,820	133,969
of which EU-28 ⁴	117,384	11,791	128,752
LATIN AMERICA & CARIBBEAN			
Brazil**	3,466	2,472	5,939
Chile	331	506	836
Uruguay	59	405	464
Argentina	218	53	271
Costa Rica	148	50	198
Nicaragua	146	40	186
Honduras	102	50	152
Peru	2	146	148
Caribbean ⁵	250	-	250
Others ⁶	55	28	83
Total	4,777	3,749	8,526
NORTH AMERICA			
USA	61,110	4,854	65,879
Canada	7,823	1,871	9,694
Mexico	1,859	522	2,381
Total	70,792	7,247	77,953
PACIFIC REGION			
Australia	3,239	567	3,806
New Zealand	623	-	623
Pacific Islands	12	-	12
Total	3,874	567	4,441
World total	318,596	51,477	369,553

Source: GWEC

1 Algeria, Iran, Israel, Jordan, Kenya, Libya, Nigeria

2 Bangladesh, Mongolia, Sri Lanka, Vietnam

3 Bulgaria, Cyprus, Czech Republic, Estonia, Finland, Faroe Islands, FYROM, Hungary, Iceland, Latvia, Liechtenstein, Lithuania, Luxembourg, Malta, Norway, Romania, Russia, Switzerland, Slovakia, Slovenia, Ukraine

4 Austria, Belgium, Bulgaria, Cyprus, Croatia, Czech Republic, Denmark, Estonia, Finland, France, Germany, Greece, Hungary, Ireland, Italy, Latvia, Lithuania, Luxembourg, Malta, Netherlands, Poland, Portugal, Romania, Slovakia, Slovenia, Spain, Sweden, UK

5 Caribbean: Aruba, Bonaire, Curacao, Cuba, Dominica, Guadalupe, Jamaica, Martinica, Granada, St. Kitts and Nevis

6 Bolivia, Colombia, Ecuador, Venezuela

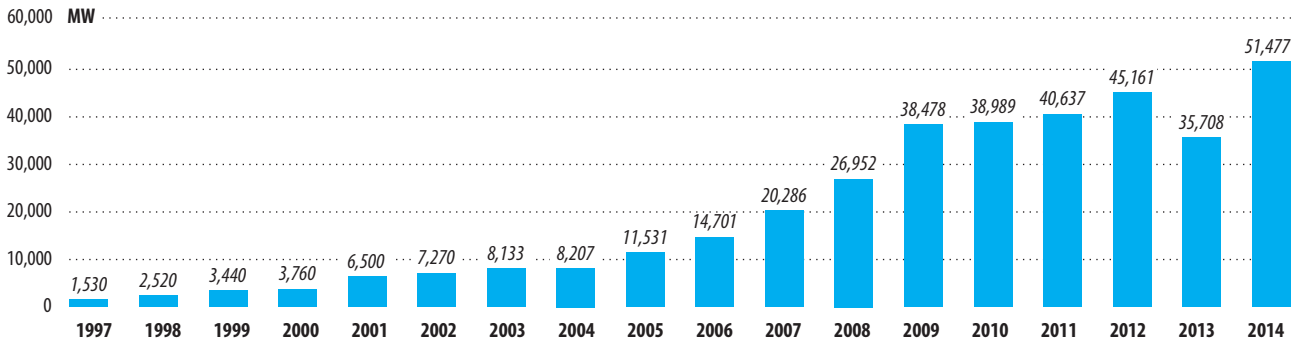
Note:

Project decommissioning of approximately 523 MW and rounding affect the final sums

* Provisional figure

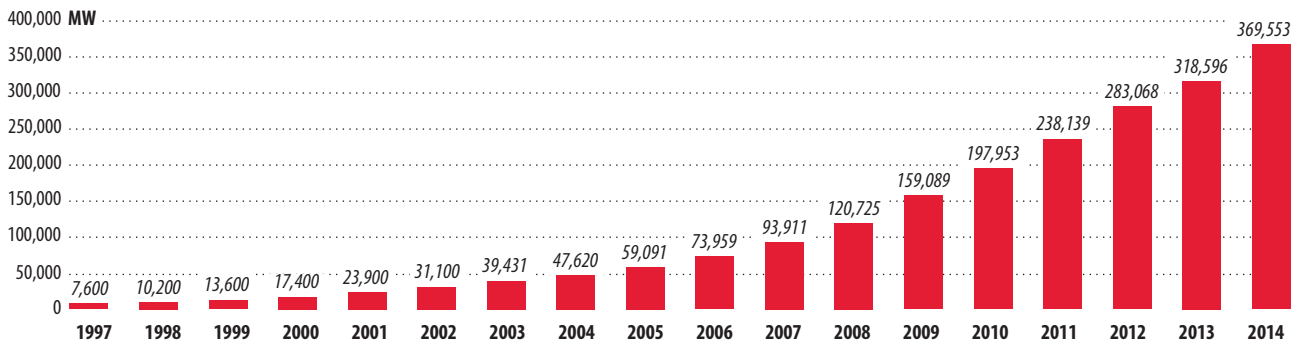
** Projects fully commissioned, grid connection pending in some cases

GLOBAL ANNUAL INSTALLED WIND CAPACITY 1997-2014



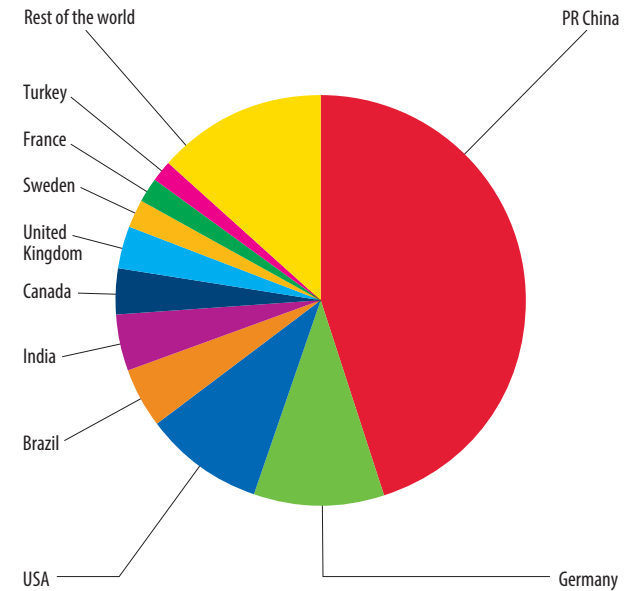
Source: GWEC

GLOBAL CUMULATIVE INSTALLED WIND CAPACITY 1997-2014



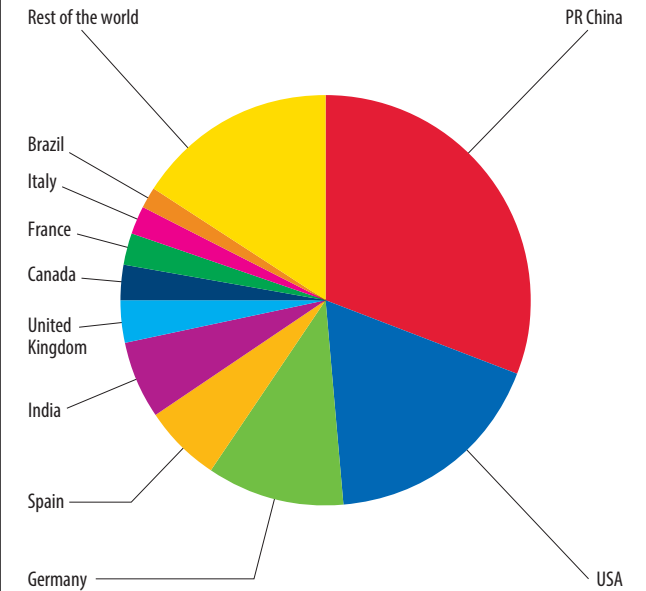
Source: GWEC

TOP 10 NEW INSTALLED CAPACITY JAN-DEC 2014



Source: GWEC

TOP 10 CUMULATIVE CAPACITY DEC 2014

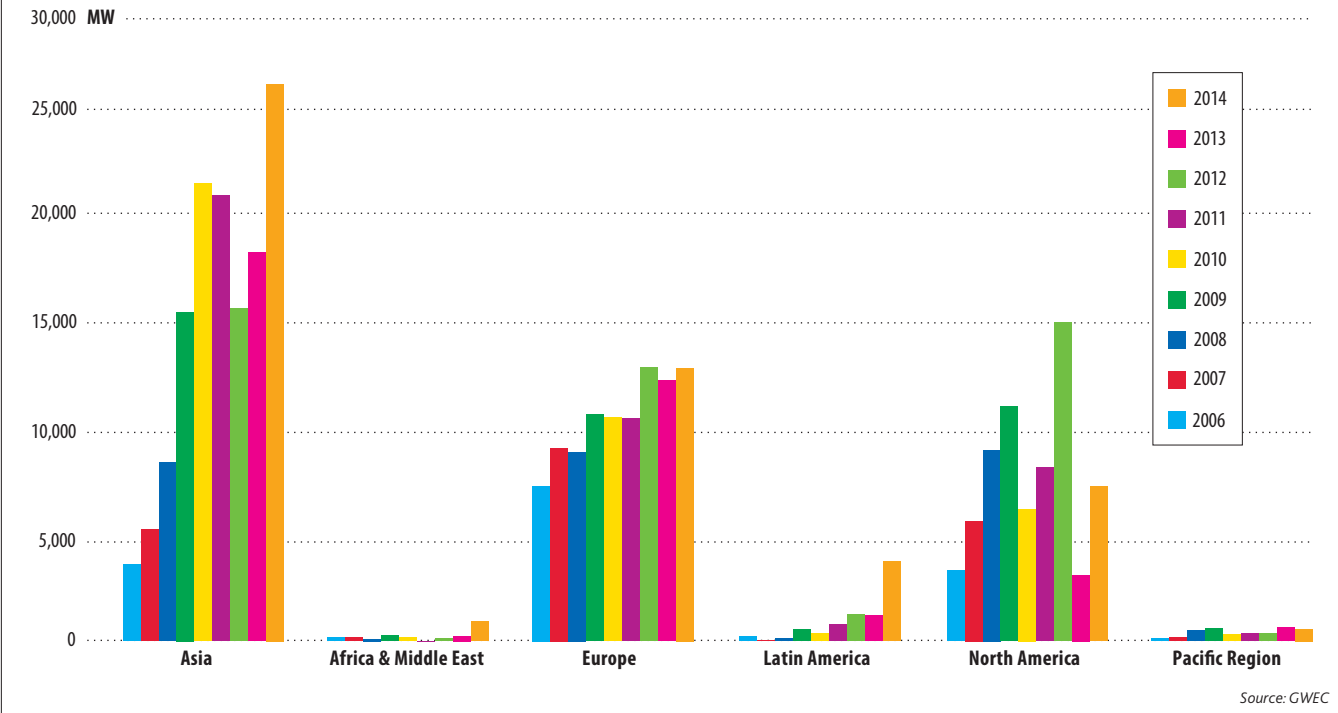


Source: GWEC

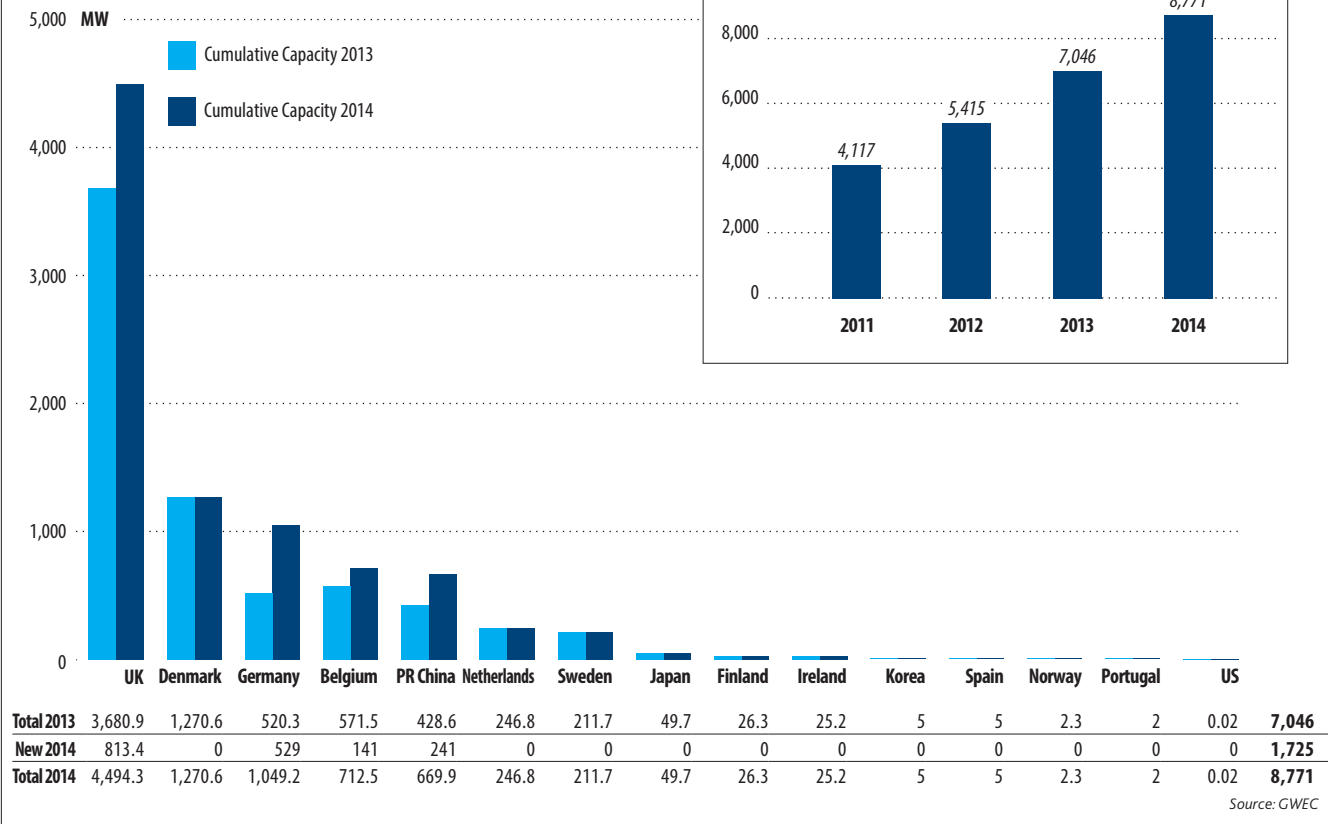
* Provisional figure

** Projects fully commissioned, grid connections pending in some cases

ANNUAL INSTALLED CAPACITY BY REGION 2006-2014



GLOBAL CUMULATIVE OFFSHORE WIND CAPACITY IN 2014



For more information, please contact:

LAUHA FRIED
 Communications Director
 GLOBAL WIND ENERGY COUNCIL

Tel: + 32 2 213 18 98
 Mob: + 32 477 364 251
 Email: lauha.fried@gwec.net

GLOBAL WIND ENERGY COUNCIL
 Rue d'Arlon 80
 1040 Brussels, Belgium

